



# PUMPERS

[WWW.CUSTOMFIRE.COM](http://WWW.CUSTOMFIRE.COM)

# A Great Company




## BUILT FOR LIFE™

Pumpers are the core of your fleet, whether it's a fleet of one or many. You count on them every day, and for years. So your pumper should be built to last a lifetime.

Custom Fire is the leading innovator in precision laser cut, hidden fastener fire truck construction. And there's only one reason we do it – because it's simply the best way to build a body to fit together perfectly and last a lifetime. We use button-socket-head cap screws and Ny-Lok fasteners to ensure unmatched durability. Our bolted construction provides tolerances that are 25 times better than the typical welded body.

That's just one of the reasons we offer a transferable lifetime warranty on our bodies. So you can do three things: count on your investment to last; re-chassis your pumper if you need to; or increase your resale value.

## TRUE CUSTOM DESIGN



We engineer and build the best fire apparatus bodies you'll find anywhere because each one is custom designed and built exactly how each of our customers want it.

Our ultra-precise custom build process starts with an advanced engineering system which allows unmatched customization and precision.



## ENCLOSED TOP MOUNT PUMPER



Interior top mount pumpers offer protection from the elements for your pump operator allowing more concentration on the task at hand. The spacious cab also acts as an on-scene rehab zone.

## OPEN TOP MOUNT PUMPER



Exterior top mount pumpers allow the pump operator an elevated view of the scene and keeps them out of the way of hose lines.

## SIDE MOUNT PUMPER



Side mount pumpers provide more room for seating and medical equipment storage while accommodating a shorter wheelbase than that of an exterior top mount pumper.

## REAR MOUNT PUMPER



Rear mount pumpers offer another creative and spacious way to carry equipment hose and to keep the wheelbase down.

## MINI PUMPER



Mini pumpers are a perfect blend of form, function, and economy. Packing a lot of punch in a small footprint, these rigs offer nearly everything their larger counterparts deliver.

# The Custom Advantage

## A STRONG FOUNDATION



CustomFIRE leads the industry with the most comprehensive subframe and tank support. Our system consists of lateral heavy wall support tubes and a structural support frame around the entire perimeter. We also line the framework with our SoftRide rubber lining so you have protection front to back, side to side. And it will never rust away because the cradle is constructed of 304 grade stainless steel. **Both the cradle and the subframe come with a lifetime warranty.**

## STAINLESS PLUMBING



The entire plumbing system - piping and manifolds - features stainless steel construction to provide strength and corrosion resistance.

## OUTREACH™ LADDER RACK



This single-post design allows access to compartments when up or down. Our hydraulic ladder rack comes standard with a nested position safety latch including automatic engagement and disengagement, a safety check valve and a five-year warranty. It is only available from CustomFIRE.

FLEXIBILITY IN PUMPSYSTEMS



We've spent years working with pump manufacturers to develop custom pump configurations which allow us to efficiently package our pump systems while also optimizing flow rates and drafting capabilities. Our entire plumbing system, piping and manifolds, features round stainless steel construction to provide optimum flow characteristics, strength and corrosion resistance.



## SMARTSPACE™

We'll give you efficient and functional SmartSpace™ packaging solutions to make the most of your space and wheelbase. We'll optimize your pumper for maximum storage, convenient access, and secure containment.

## OASIS™ IDLE REDUCTION



For those departments that want to make eco-friendly choices, or simply want to limit on-scene idling, CustomFIRE has developed the Oasis™ Idle Reduction Package.



## STRONG BODIES™

Our bodies are available in 12-gauge or 14-gauge 304 stainless steel, and 5052-H32 aluminum.

## ELECTRICAL SYSTEMS



Choose from hardwired, plug-and-play, or multiplexed electrical systems. Whichever you prefer, our wiring harnesses are routed through the body - not under it - providing protection from weather, road debris, and accidental damage. For reliable electronics, choose CustomFIRE!



# Precision Customization Provides

# Unsurpassed Pumper Performance

## FRONT BUMPERS



Front Bumper Hosewell



Front Bumper Suction



Rescue Tool Storage

## PUMPER OPTIONS



Hydraulic Drop-Down Ladder Rack



Low Hosebed



Hosebed Roller Assembly



Rear Access Ladder


## PUMP CONFIGURATIONS




Interior Pump Controls



Exterior Top Pump Controls



Side Mount Pump Controls



Rear Mount Pump Controls

## CUSTOM TOOL MOUNTING



Rescue Tool Holsters



Custom Tool Brackets



Secured Mounting



Hydraulic Hose Reel Mount

## CREW CAB



Command Desk & EMS Cabinet



Pump Pilot® Control Panel



SCBA Seating

## TOOL STORAGE



Pull-Out Trays & Tool Boards



SmartSpace™ Packaging



Wheel Well Storage



**Custom Fire Apparatus, Inc.**  
**509 68th Ave**  
**Osceola, WI 54020**

**800-443-8851    WWW.CUSTOMFIRE.COM**

**CustomFIRE's Website**



**CustomFIRE's Facebook Page**



**Scan the codes above using your smart phone to go directly to our website and facebook pages!**