



**RESCUES**

**WWW.CUSTOMFIRE.COM**

# A Great Company




## BUILT FOR LIFE™

Custom Fire Apparatus, Inc. is the leading innovator in precision laser cut, hidden fastener fire truck construction. And there's only one reason we do it – because it's simply the best way to build a body that will fit together perfectly and last a lifetime. We use button-socket-head cap screws and Ny-Lok fasteners to ensure they won't loosen. But, if you need to remove a body section, all you need is an Allen wrench. On a CustomFIRE rescue body, there are no manmade cuts, punches, drillings or welds, because those introduce variance into the process. In fact, we laser cut even our fastener holes to provide tolerances that are 25 times better than the typical welded bodies.

That's just one of the reasons that we offer a transferable lifetime warranty on our bodies. So you can do three things: count on your investment to last; re-chassis your rescue if you need to; and increase your resale value.

## TRUE CUSTOM DESIGN



We engineer and build some of the best rescue and command bodies you'll find anywhere because each one is custom designed and built exactly how our customers want it.

Our ultra-precise custom build process starts with an advanced engineering system which allows unmatched customization and precision.



## WALK-AROUND HEAVY RESCUE



Walk-around rescues offer ample amounts of rescue tool storage space and transverse compartments. Often with roll-out compartment trays and tool boards, this rescue can carry all the on-scene equipment you will need.

## WALK-IN HEAVY RESCUE



Walk-in rescues provide a controlled environment for operation command and on-scene rehab. These rescues are often outfitted with exterior compartments for tool storage and interior cabinetry for EMS equipment.

## LIGHT RESCUE



Light rescues are ideal for first on scene vehicles often carrying the most commonly used rescue tools.

## RESCUE PUMPER




Rescue pumpers combine the ability to fight fires and provide rescue tool storage. Equipped with a rear mount pump and water tank, this multi-purpose rescue is utilized by many Fire Departments.

# The Custom Advantage



## A STRONG FOUNDATION

CustomFIRE leads the industry with our heavy duty subframes. We rubber line the framework with our SoftRide rubber lining so you've got protection front to back, side to side and it will never rust away because we construct our subframe from 304 grade stainless steel.



## ELECTRICAL SYSTEMS

Choose from hardwired, plug-and-play and multiplexed electrical systems. Whichever you prefer, our wiring harnesses are routed through the body - not under it - providing protection from weather, road grime, and accidental snags.



## INCIDENT COMMAND

CustomFIRE provides countless options for command and storage space in your heavy rescue. Whether you need a desk for setting up operations, a climate controlled area for rehab, or cabinets for medical supplies, we can design your space to function how you need it.

## OASIS™ IDLE REDUCTION



For those departments that want to make eco-friendly choices, or simply want to limit on-scene idling, CustomFIRE has developed the Oasis™ Idle Reduction Package.



## STRONG BODIES

Our bodies are available in 12-gauge or 14-gauge 304 stainless steel, and 5052-H32 aluminum.

## SMARTSPACE™

We'll give you efficient and functional SmartSpace™ packaging solutions to make the most of your space and wheel-base. We'll optimize your rescue for maximum storage, convenient access, and secure containment.



# Precision Customization Provides

## FRONT BUMPER



Front Bumper Tool Storage



Bumper Storage Compartments

## SMART SPACE™ STORAGE



Walk-Away SCBA Brackets



Pull-Out Drawers



Overhead Storage Bins

## EXTERIOR OPTIONS



Light Tower & Traffic Advisor



Slide-Out Awning



Cascade Systems

# Creative Tool Mounting Options

## RESCUE TOOL STORAGE



Rear Hydraulic Tool Storage



Roll-Out Safety Cage



Pull-Out Tool Trays




Pull-Out Tool Boards

## CUSTOM TOOL MOUNTING



Rescue Tool Holsters



Custom Tool Brackets



Secured Mounting




Hydraulic Hose Reel Mount

## INTERIOR OPTIONS



Command Desk w/ Flip-up Lid



Command & Rehab Area



Interior EMS Cabinets



**Custom Fire Apparatus, Inc.  
509 68th Ave  
Osceola, WI 54020**

**800-443-8851    WWW.CUSTOMFIRE.COM**

**CustomFIRE's Website**



**CustomFIRE's Facebook Page**



**Scan the codes above using your smart phone to go directly to our website and facebook pages!**